






Softball Equipment Buying Recommendations

- The league supplies each team with a shared bat and helmet. However, many parents choose to purchase these items for their child (parent's preference).
- Some suggestions when buying rec softball equipment:
 - 1) Make sure it fits. There is a tendency to buy things that are too big with the philosophy that girls will grow into it. Unfortunately, this strategy sometimes backfires: the bats are then too heavy, the helmets are too loose, the cleats are too big and the players trip when running, etc.
 - 2) Buy it on-sale!
 - 3) FIRST THING...put your name on everything!
- Dick's carries all of the top manufacturers - you can't go wrong. (Watch for their discount coupons.) At this age many of the buying decisions are not based on the brand, but rather player's favorite colors.
- Have the experts at Dick's, or a local retailer fit the girls for the appropriate size for bats, gloves, helmets, and cleats.
- Although not required equipment, *buy a face mask for the field...it protects the girls when they are playing and they learn to catch much faster because they feel safer!*

CHART ON PAGE 2...

	Helmet MUST have a facemask AND chinstrap.
	Recommend that you have these properly fitted. 6U: Typically size 8.5 - 9.5 in. 8U: Typically size 9.5 - 10.5 in.
	Shoes MUST have rubber cleats.
	MUST be a <u>Softball</u> Bat. (Baseball bats are ILLEGAL and cannot be used.) Recommend that you have these properly sized. 6U: Typically size 24-25 in. 8U: Typically size 25-28 in.
	Optional/Highly Recommended: Fielding masks are HIGHLY recommended!!!
	Optional/Recommended: Sliding shorts (More appropriate for 10U and up.)
	Optional/Recommended: Many styles/ varieties. Choose a size that will carry your gear.
	Optional: Batting gloves (More appropriate for 10U and up.)

